

2020 Dead End Water Main Elimination Package II Project

Nathan Virdell, P.E.

Project Engineer

Roxanne Lockhart


Contract Administrator

Marisol V. Robles

SMWVB Program Manager

Andrew J. Wilkinson, P.E.

Engineer of Record - Lockwood, Andrews & Newnam, Inc.



Non- Mandatory Pre-Bid Meeting

September 22, 2021

MAKING SAN ANTONIO
WATERFUL 

Oral Statements

Oral statements or discussion during the pre-bid meeting today will not be binding, nor will it change or affect the terms or conditions within the Plans and Specifications of these Projects. Changes, if any, will be addressed in writing only via an Addendum.



Agenda

- General Information
- SMWB Requirements
- Vendor Registration
- Key Reminders
- IFB Schedule
- Bid Packet Preparation
- Contract Requirements
- Project Location
- Project Requirements
- Project Overview
- Additional Requirements
- Statement of Bidder's Experience
- Supplemental Conditions
- Special Conditions
- Project Details

General Information

- This is a Non-Mandatory pre-bid meeting
- Attendees should sign-in via chat on WebEx
- This presentation is posted to the SAWS website
- The attendance sheet will be posted to the SAWS website at the conclusion of this pre-bid
- Construction services being procured through low bid (IFB)
- Construction Estimate: \$2,948,000.00
- Calendar Duration: 435 days

Aspirational SMWB Goal

| Industry | Aspirational SMWB Goal |
|--------------|------------------------|
| Construction | 20% |

The aspirational SMWB goal is 20% of your total bid price

Accepted SMWB Certification Agency

- **South Central Texas Regional Certification Agency**

(Includes the Texas Historically Underutilized Business “HUB” Program, MBE, WBE, SBE)

Minimum Qualifications for SMWB recognition:

- SBE-Certified (even MBEs and WBEs)
- ***Local office or local equipment yard***

Good Faith Effort Plan (GFEP) FAQs

- **Q: Is the 20% SMWB goal mandatory?**

A: No, but we ask prime contractors to do their best with good faith outreach efforts. If the goal is not met, proof of outreach efforts is required with the submittal.

- **Q: What if I am having trouble finding SMWB subcontractors?**

A: Please email the SMWB Program Manager with the scopes of work you are seeking. You will receive lists of local SMWB-certified firms to contact.

- **Q: What if my business is SMWB-certified? Do I need to find SMWB subs?**

A: If your firm is SMWB-certified, you will most likely meet the goal. However, the GFEP is a required document, and a good faith outreach effort is still necessary.

- **Q: Do I need to include all my subcontractors in the GFEP or just those that qualify towards the SMWB goal?**

A: All subcontractors need to be included in the GFEP, even those that may not count towards the SMWB goal.

- **Q: What if I have questions about the GFEP?**

A: Please contact the SMWB Program Manager at 210-233-3420, or at Marisol.Robles@saws.org. GFEP questions can be asked at any time before the submittal is due.

Post Award: Subcontractor Payment & Utilization Reporting (S.P.U.R.) System

1. Subcontractor & Supplier Payment Tracking
2. Subcontractor and Supplier Additions or Substitutions
3. LCP Tracker
4. Must be Current and Accurate before Retainage is released

<https://saws.smwbe.com>



The screenshot shows the homepage of the San Antonio Water System's Subcontractor Payment & Utilization Reporting System. The header includes the San Antonio Water System logo, a link to "OUR MAIN SITE", and a "CONTACT SUPPORT" button. The main content area features a large image of industrial water treatment equipment with the title "Subcontractor Payment & Utilization Reporting System" and a "Log In" button. Below this, there are three columns of links: "System Training" (with a sub-link "Training"), "About the System" (with a sub-link "Information for Vendors"), and "Account Access" (with sub-links "Account Lookup" and "Forgot Password"). A footer note states: "The Subcontractor Payment & Utilization Reporting System is powered by B2Gnow Software © Copyright 2018."

Vendor Registration & Notification (VRN)

- Please register through SAWS Vendor Registration Program on the SAWS website at www.saws.org to ensure access to the latest information
- To receive updates on specific projects, registered vendors must 'Subscribe' to the project by selecting the project, and clicking 'Subscribe' under the Notify Me box

https://apps.saws.org/Business_Center/Contractsol/



Notify Me

Receive updates sent straight to your inbox.



Subscribe

Key Reminders

- All questions should be sent in writing to Roxanne Lockhart, Contract Administrator by email roxanne.Lockhart@saws.org or fax 210-233-4438
- Please identify the project by its associated solicitation number along with project name
- Contractors should not contact the SAWS project engineer, the consultants for this project, or any other SAWS staff up until Board award
- Late bids will not be accepted and will be returned unopened
- Due to the COVID-19 emergency and to protect the health of the public, SAWS is implementing new procedures for the submission of bids
- Bids will be received either Electronically or through Sealed bids
- Electronic bids will be received via the secure SAWS FTP site
- Sealed bids will be received by Contract Administration, 2800 U.S. Hwy 281 North, Tower II, Customer Center Building, via a drop box located on the left wall when walking through the first set of double glass doors of the main Tower II entry on the north side of the building
- If bids will be delivered in person to SAWS, Bidders should allow sufficient travel time

IFB Schedule

Questions Due
September 29, 2021
3:00pm (CST)

Last day to Request FTP Site Access
October 15, 2021
10:00am (CST)

Bids Due
October 18, 2021
10:00am (CST)

Answers Posted
October 6, 2021
3:00pm (CST)

Board Award
December 7, 2021

Bid Packet Preparation

- Utilize the Bid Packet Checklist within the specifications
 - All items due with the bid
- Double check all mathematical calculations and verify all extensions
- Keep in mind there are multiple sites so there are multiple subtotals per site.
- Addendums are acknowledged on the Bid Proposals
- Ensure Mobilization & Prep ROW Line Item does not exceed the percentage allowed
- Apparent low bidder must submit additional information within 24 hours of the bid opening to include:
 - Conflict of Interest Questionnaire, Proof of Insurability (Letter from Insurer or Sample Certificate of Insurance), Company Information Packet, Statement Regarding Ability to Complete the Project, W-9, Statement of Bidder's Experience, Detailed Baseline Schedule with NTP of January 10, 2022

Bid Packet Preparation (cont.)

- Bidder shall ensure that the 4 projects submitted on the Statement of Bidder's experience form are:
 - Of similar size and scope as indicated on the check boxes
 - A-1 & A-2 to have been completed by the Bidder (submitting contractor)
 - A-3 & A-4 to have been completed by the Bidder or Subcontractor
 - Completed within the last 5 years
 - Owner references (entity bidder contracted with)
 - Verifiable with up-to-date contact information for the Owner
- Failure to complete the form properly may result in the bid being found non-responsive.

Contract Requirements

Prevailing Wage Rate and Labor Standards – Section 2.10 of the General Conditions

- Certified payroll to be submitted on weekly basis
- Wage decisions are included within the specifications
- Contractors to utilize LCP Tracker
- Site visits are random and unannounced
- Interviews will be Conducted and will be private & confidential
- Payroll records are subject to review
- All apprenticeship programs will need to be approved by Department of Labor prior to starting
- Contractors are responsible for sub-contractor payroll
- Late payrolls delay contractor payments from SAWWS

Contract Requirements

- Insurance requirements are found in Section 5.7 of the GCs
 - Pollution Liability and Installation Floater is required
 - Maintain insurance coverage during the construction of this Project
- Compliant prior to executing the contract
- Will ask for insurance prior to Board award to expedite execution of the contract
 - Any deficiencies must be corrected prior to Board award

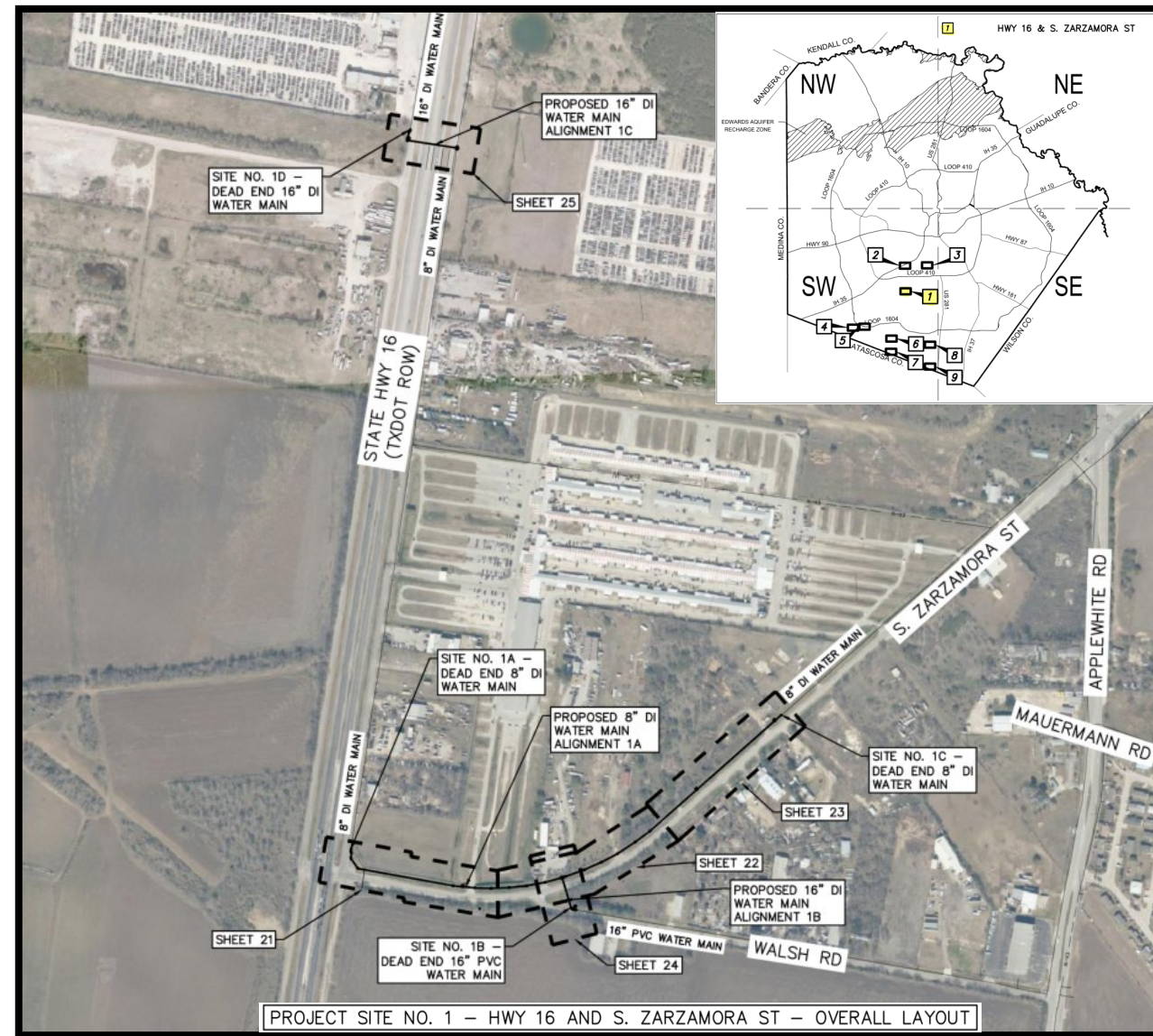
Contact Information

| Contact Name | Title | Telephone Number | Email address |
|-------------------|------------------------|------------------|--|
| Roxanne Lockhart | Contract Administrator | 210-233-3095 | Roxanne.Lockhart@saws.org |
| Marisol V. Robles | SMWVB Program Manager | 210-233-3420 | Marisol.Robles@saws.org |

Please be advised that Bidders are prohibited from communicating with any other SAWS staff, the Consultant, the Developer, or City of San Antonio officials regarding this IFB up until the contract is awarded as outlined in the Instructions to Bidders

Project Overview

- Project Location No. 1 – Hwy 16 and S. Zarzamora St
 - 2,216 LF of 8" DI Water Main - Open Cut method
 - 245 LF of 16" DI Water Main - Open Cut method
 - 212 LF of 16" DI Water Carrier Pipe with 30" Steel Casing – Pipe Jacking method under Highway 16
- Located in two sections –
 - Along S. Zarzamora St from Hwy 16 to dead-end 1C and south to Walsh Rd to dead-end 1B
 - Crossing Hwy 16 about 0.6 mi north of the S. Zarzamora St intersection, from dead-end 1D east to 8" DI water main
- TxDOT and CoSA ROW
- Flowable fill trench as shown in plans
- Asphaltic concrete driveway (2" depth) replacements
- Coordination with Landowners - Right-of-Entry
- Coordination for Hwy 16 Crossing
- Underground telecom and overhead utilities



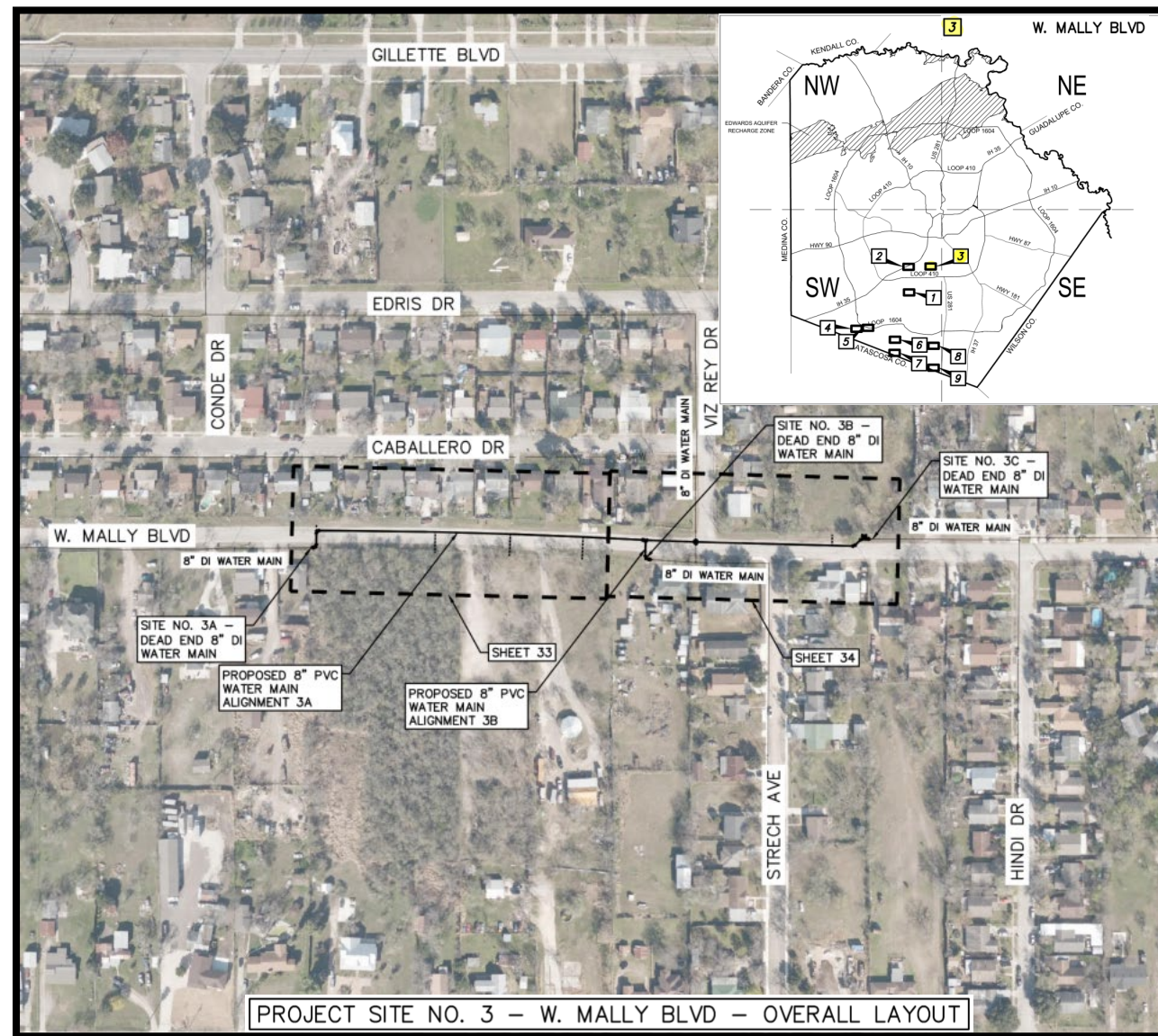
Project Overview

- Project Location No. 2 – Hwy 16 and Doolittle St
 - 2,567 LF of 8" HDPE Water Main – Open Cut method
- Located in four sections –
 - Hunters Creek St to Wainwright St
 - Spaatz St to Doolittle St
 - McNarney St to Bradley St
 - Ike St to Tedder St to Vincent St
- Streets within CoSA ROW
- Joint Use Agreement (JUA) with CoSA for water main adjacent to drainage channel
- Sidewalk, driveway and curb replacement
- Concrete swale removal and replacement as necessary
- CPS Energy Coordination - Power Poles and guy wires along dead-end streets
- Remove and replace guardrails (NSPI)



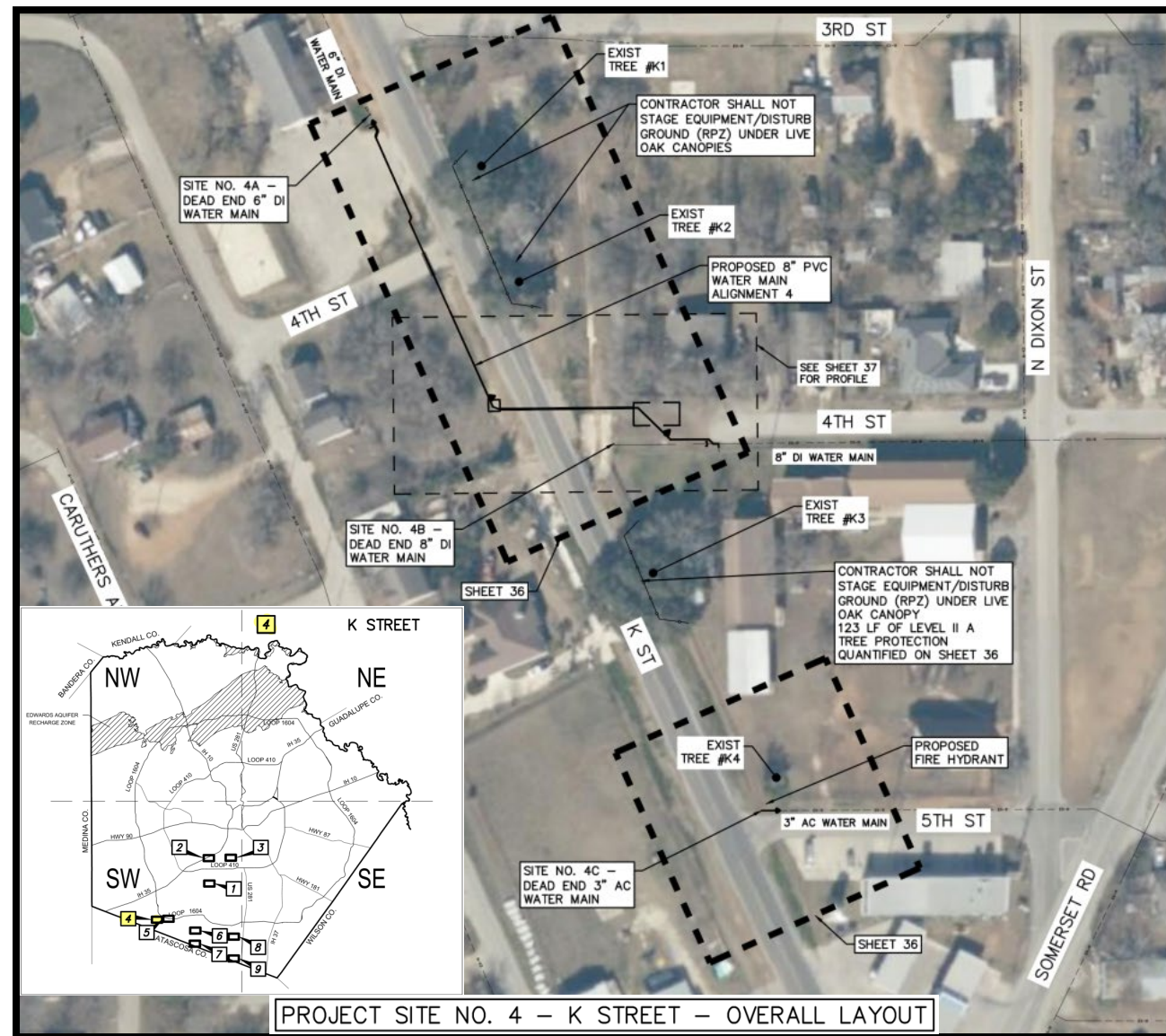
Project Overview

- Project Location No. 3 – W. Mally Blvd
 - 1,063 LF of 8" PVC Water Main - Open Cut method
- Located in one section – From dead-end 3A going west of Strech Ave to dead-end 3C
 - Includes 8" tie-in to dead-end 3B
 - Includes 8" tie-ins to exist. water with 8" x 8" cross at Viz Rey Dr
- Priority Project Site – Must be first project location to begin construction, to be completed by no more than 90 days following NTP – CoSA Mill & Overlay project pending completion of SAWS utilities
- Street within CoSA ROW
- Underground gas and telecom, and overhead utilities
 - SUE (QL-B) conducted on gas line from Viz Rey east to dead-end 3C
- Sidewalk and driveway replacements
- New 3/4" Unmetered services to be installed



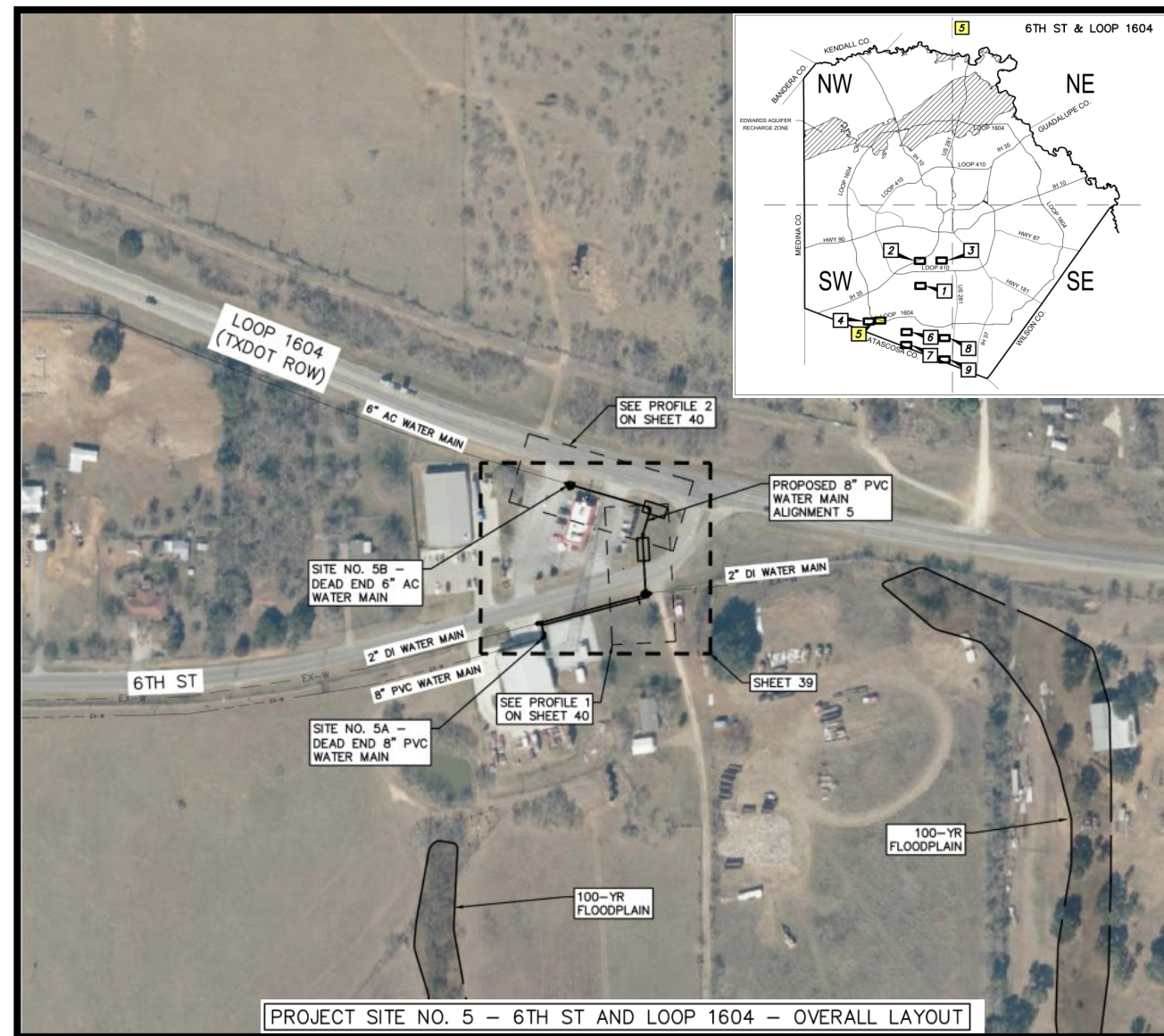
Project Overview

- Project Location No. 4 – K Street
 - 403 LF of 8" PVC Water Main - Open Cut method
 - 116 LF of 8" PVC Water Carrier Pipe with 24" Steel Casing - Pipe Jacking method
- Located in two sections –
 - From dead-end 4A, crossing K St to tie-in at 4th St
 - 2" Permanent blowoff installation at 5th St dead-end
- Street within City of Somerset ROW – City requires street cut permit
- Underground sanitary sewer and storm sewer, and overhead utilities
- Pipe Jacking under K Street and drainage channel
- Asphaltic concrete driveway (2" depth) replacement



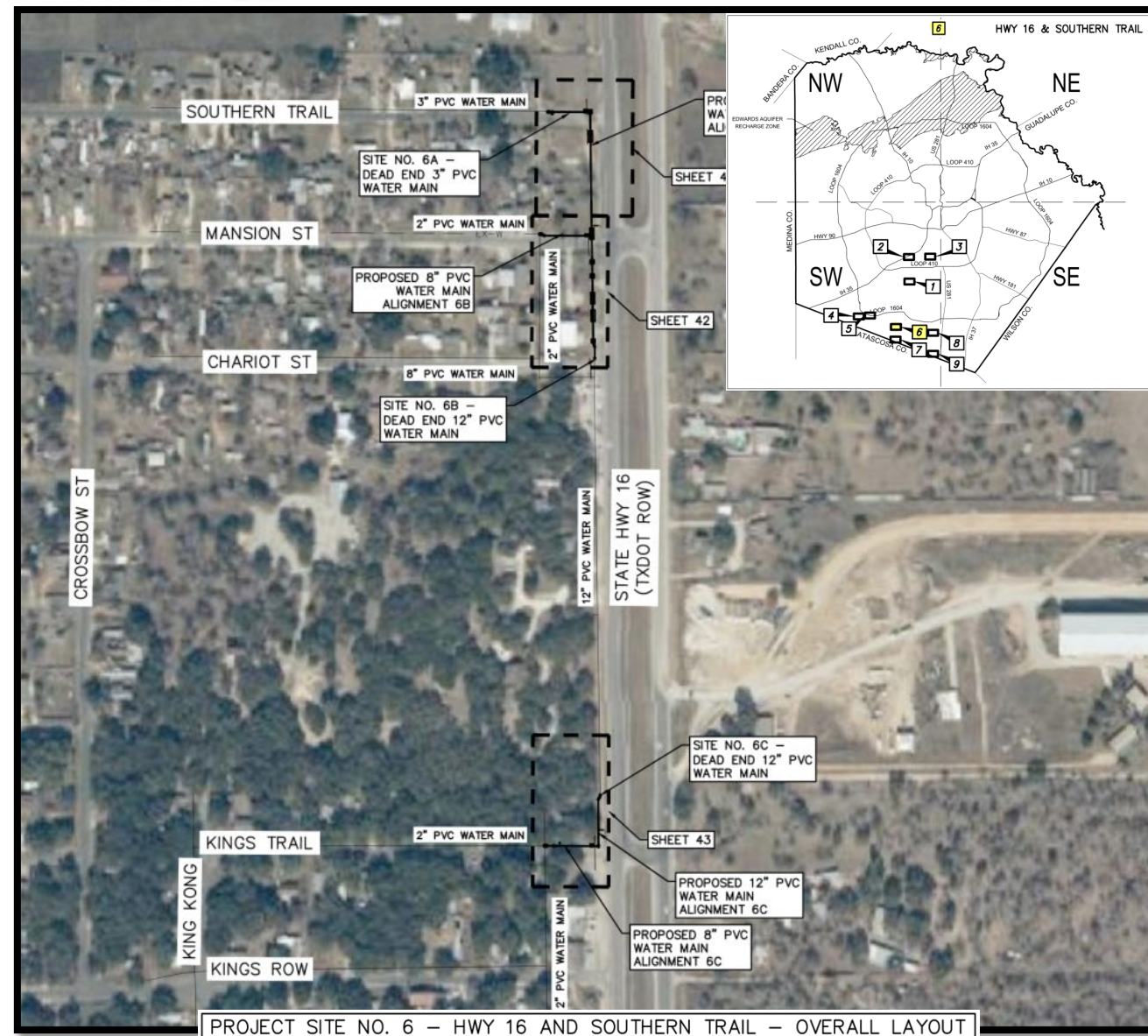
Project Overview

- Project Location No. 5 – 6th St and Loop 1604
 - 366 LF of 8" PVC Water Main - Open Cut method
 - 180 LF of 8" PVC Water Carrier Pipe with 24" Steel Casing - Pipe Jacking method
- Located in one section - From dead-end 5A on 6th St to dead-end 5B on Loop 1604
- Street within City of Somerset ROW & TxDOT ROW
- Underground telecom and overhead utilities
- Pipe Jacking under 6th Street and driveway along 1604
- Asphaltic concrete driveway (2" depth) replacement
- 2" temporary HDPE water main
- Coordination with Bexar County Emergency Service District (ESD) #5 Fire and Rescue for tie-in to dead-end 5A and 2" DI.
- 3/4" Water Service Relay
- AC Removal, Transport and Disposal for tie-in



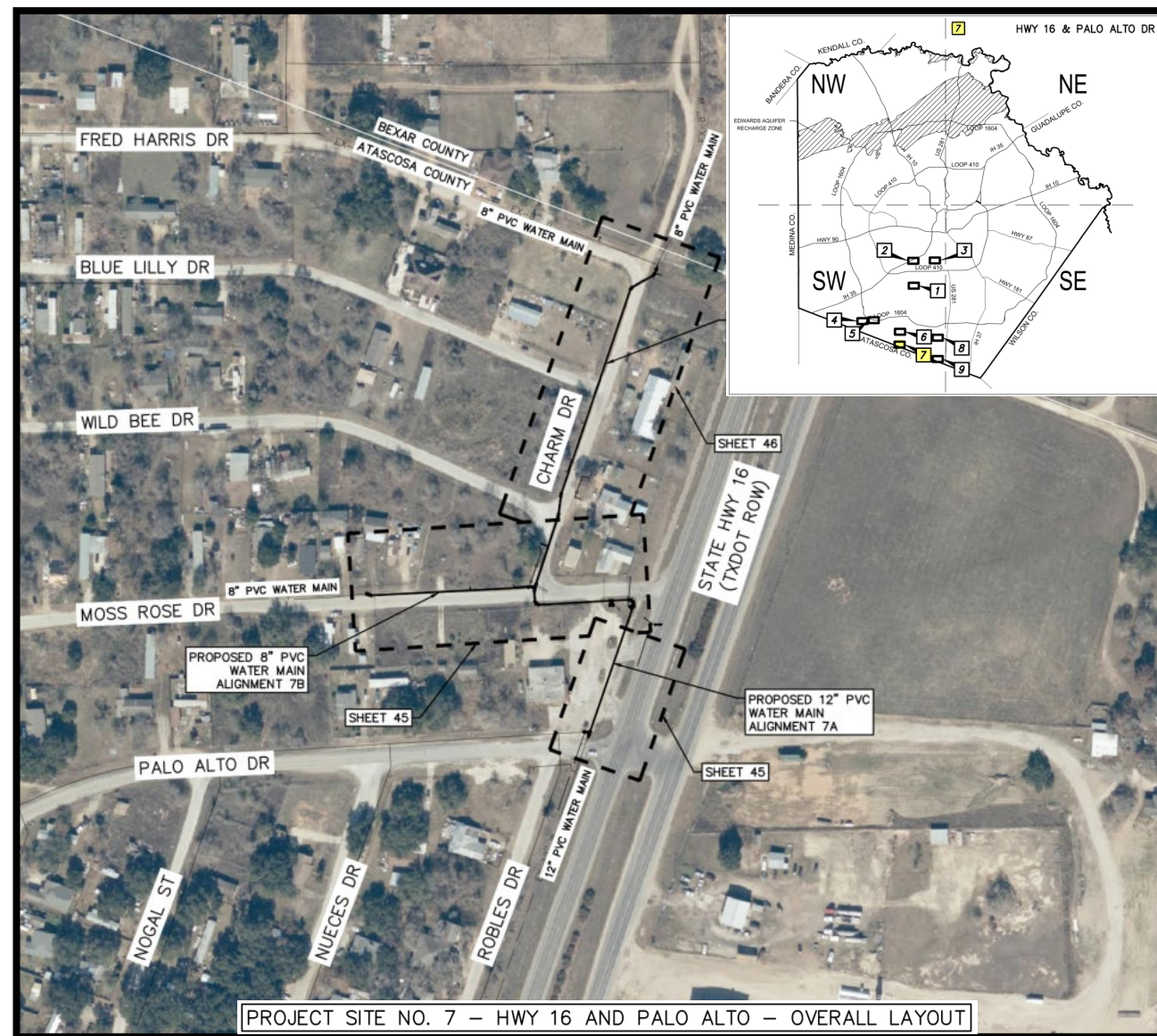
Project Overview

- Project Location No. 6 – Hwy 16 & Southern Trail
 - 389 LF of 8" PVC Water Main, 600 LF of 12" PVC Water Main - Open Cut method
 - 189 LF of 12" PVC Water Carrier Pipe with 24" Steel Casing - Pipe Jacking method
- Located in two sections –
 - From dead-end 6A at Southern Trail to dead-end 6B at Chariot St and Hwy 16
 - From dead-end 6C to Kings Trail tie-in at 2" PVC water main
- TxDOT ROW and Bexar County ROW
- Underground telecom and overhead utilities
- Pipe Jacking under driveways and street intersections
- Asphaltic concrete driveway (2" depth) replacement
- Flowable fill trench as shown in plans
- Small water main tie-ins (2"/3" PVC is NSPI)



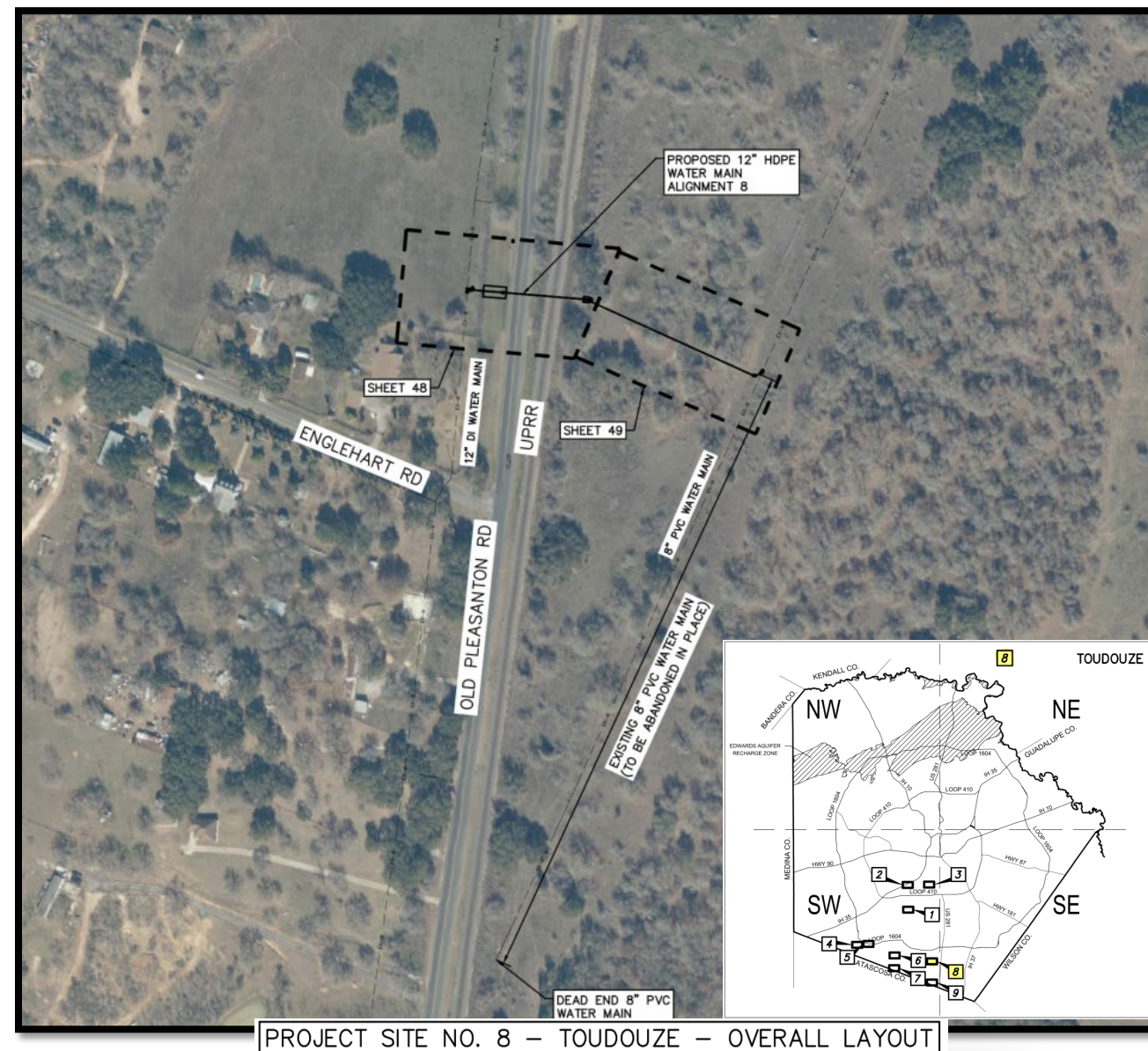
Project Overview

- Project Location No. 7 – Hwy 16 & Palo Alto Dr
 - 1,135 LF of 8" PVC Water Main, and 259 LF of 12" PVC Water Main - Open Cut method
- Located in one section – Hwy 16 west along Moss Rose Dr and north along Charm Dr
- Atascosa County ROW & TxDOT ROW
- Underground telecom and overhead utilities
- Asphaltic concrete driveway (2" depth) and gravel driveway replacements
- New 3/4" unmetered services
- AC water main removal, transport and disposal for tie-in
- Asphalt pavement restoration along Moss Rose Dr and Charm Dr for water main trench



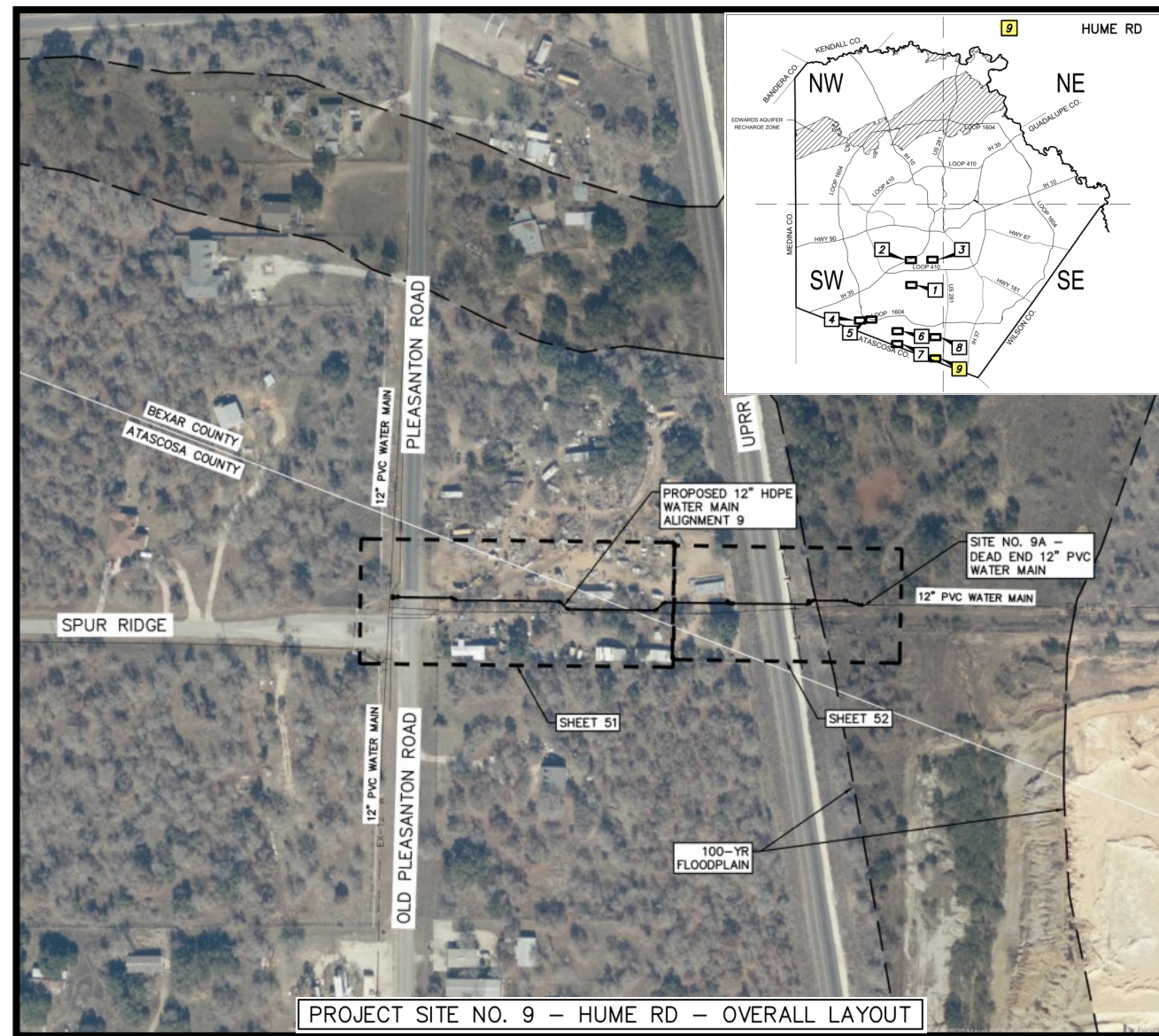
Project Overview

- Project Location No. 8 – Toudouze
 - 407 LF of 12" HDPE Water Main - Open Cut method
 - 141 LF of 12" HDPE Water Carrier Pipe with 24" Steel Casing - Pipe Jacking method under roadway and railroad
- Located in one section – From Old Pleasanton Road east to existing 8" PVC water main
- Bexar County ROW & UPRR ROW
- UPRR Coordination – Boring under railroad
- Abandon in place existing 8" PVC south of tie-in to dead-end of water main
- Coordination with Landowners - Right-of-Entry Coordination



Project Overview

- Project Location No. 9 – Hume Rd
 - 726 LF of 12" HDPE Water Main - Open Cut method
 - 128 LF of 12" HDPE Water Carrier Pipe with 24" Steel Casing - Pipe Jacking method under railroad
- Located in one section – From Old Pleasanton Rd east to exist. 12" PVC water main
- Bexar County ROW, Atascosa County ROW, UPRR ROW
- Coordination with Landowner for relocation of private property within SAWS easement prior to construction – Lump Sum Item (SC-2)
- Temporary Chain Link Fencing along Easement for livestock containment on private property
- Open Cut across Old Pleasanton Rd
- UPRR Coordination – Boring under railroad



Project Overview

Other Details:

- Typical pavement restoration for water main trench - SAWS detail (DD-812-01)
- Site Restoration required to its original or better condition
- Tree Protection Required – Contractor to follow CoSA Tree Permit requirements
- Traffic Control Plan required for each site with coordination and approval with appropriate public agencies (i.e. CoSA, TxDOT, Bexar County)
 - No open trenches allowed overnight

Project Requirements

Special Provisions to the Technical Specifications

- Revision to CoSA Standard Specification Item No. 503 Asphaltic Concrete, Portland Cement Concrete, and Gravel Driveways
- Revision to CoSA Standard Specification Item No. 540 Temporary Erosion, Sedimentation, and Water Pollution Prevention and Control
- Revision to CoSA Standard Specification Item No. 801 Tree and Landscape Protection
- Revision to SAWS Standard Specification Item No. 836 Grey Iron and Ductile-Iron Fittings

Required Experience

- Prime Contractor to provide two (2) project references completed in the last five (5) years for pipeline installed via open cut
- Prime or Subcontractor to provide two (2) project references completed in the last five (5) years for pipeline installed via pipe jacking and boring method

Required Experience

- Combination of Project references must include construction of:
 - 8-inch or larger water pipeline:
 - A minimum of 4,000 LF of water main installation by open-cut
 - 12-inch or larger water pipeline:
 - A minimum of 2,000 LF of water main installation by open-cut
 - 24-inch steel or larger steel casing for water mains:
 - A minimum of 500 LF of water main installation by pipe jacking and boring method
 - 30-inch steel or larger steel casing for water mains:
 - A minimum of 250 LF of water main installation by pipe jacking and boring method
- Projects shall have been completed in urban setting requiring traffic control, coordination with private property owners and public agencies, and water mains under roadways and railroads

Supplemental Conditions

- Contractor shall perform the work with its own organization on at least 40% of the total original contract price
- Baseline Schedule and Statement of Bidder's Experience must be submitted with Bid – Use January 10, 2022 as NTP date
- Liquidated Damages of \$580.00 per day

Special Conditions

- RailPros Services Allowance Line Item (SC-1) is provided for the Toudouze and Hume Rd project sites which require special services provided by RailPros for flagger services and construction observation.
- Contractor shall notify SAWS at least 60 calendar days prior to conducting any work in the TxDOT ROW and include the timeframe for notifications(s) on the baseline construction schedule.
- Work shall not occur at more than two (2) project locations concurrently.
- SAWS reserves the right to limit the number of active project locations if Contractor fails to restore sites to final completion including surface restoration within 30 days after pipe installation, backfill, and testing has been completed.

Special Conditions

- Geotechnical Data Report has been developed for SAWS on this project and will be made available for informational purposes only
- SAWS will provide four (4) Right-of-Entries to Contractor
 - Site 1 - Properties east and west of Highway 16 crossing
 - Site 8 - Property west of Pleasanton Rd
 - Site 9 - Property west of Pleasanton Rd
- Contractor shall contact property owner a minimum of two (2) weeks prior to entry onto the property
 - Provide dates and anticipated time durations of construction activities
- Easements have been obtained for Sites 4 and 8, and Joint Use Agreement for Site 2

QUESTIONS?

Reminder: Oral statements or discussion during the pre-bid meeting today will not be binding, nor will it change or affect the terms or conditions within the Plans and Specifications of this Project. Changes, if any, will be addressed in writing only via an Addendum.



2020 Dead End Water Main Elimination Package II Project

Nathan Virdell, P.E.

Project Engineer

Roxanne Lockhart

Contract Administrator

Marisol V. Robles

SMWVB Program Manager

Andrew J. Wilkinson, P.E.

Engineer of Record - Lockwood, Andrews & Newnam, Inc.



**San
Antonio
Water
System**

Non- Mandatory Pre-Bid Meeting

September 22, 2021

MAKING SAN ANTONIO
WATERFUL

